







Curriculum Coverage Spring 2 – Reception

Traditional Tales / Spring

Text	Little Red Riding Hood Rachel Elliot 	Elves & the Shoemaker Ladybird 	Hansel and Gretel Andrea Petrill 	Rapunzel Sarah Gibb 	Lifecycle of a Chicken Lifecycles 	Easter Russell Punter 
Question	What would you do if you were Red Riding Hood?	Why did the Elves help the Shoe makers?	How would you feel if you were Hansel or Gretel?	Can you describe the characters?	Do you know where a chicken comes from?	What is Easter?
Vocabulary (including a range of nouns, verbs and describing words)	Axe Crept Twitchy Peering Rumbler Delicious	Leather Needle Rags Stitched Hid Rich	Cauldron Pebbles Hoped Selfish Cruel Poor	Tower Stormed Longed Weaker Slender Golden	Egg Hen cycle hatched soft several	Crowds supper Heartbroken Forgive Nearby Furious
Topic Vocab	Woodcutter Cottage	Shoemaker Elf	Starve	Blind Enchanted Thorn	Yolk	God Jesus Temple Hot cross buns
Literacy	Writing Letters	Information writing.	Writing more than one sentence.	Character description.	Information writing – non fiction	Retelling / sequencing events.
Maths	Time	Measurement - length	3D shape	Measurement - height	Using a number line to count on and back	Sharing and halving
Science Welly Wednesday The Natural World	The signs of Spring. Read the text 'Seasons'. Go for a walk to look for signs of Spring. Record on a clipboard.	What is a Fairy / Elf? Do you know any stories about them? Create Fairy /Elf doors and or set up a miniature tea party for a Fairy / Elf. Swapped with week 4	Talk about 'trails' what is a trail? Who makes a trail? Who has followed a trail? Use natural resources and work in pairs to leave each other a trail.	Faces in trees. On a walk around the school how many different faces can be found in the trees?	What is a nest? Who builds a nest? What are they for? Using a range of natural materials build a nest. What bird/animal is your nest for?	Go on an Easter Egg hunt. Follow clues to find the treasure.
Geography People Culture and Communities The Natural World	Create a 3D map of the journey to the cottage through the woods.	The shoemaker lived in London. Compare photos of London and Suffolk.	Make and follow trails and tracks.	Create the story setting of Rapunzel using construction materials. Draw as a map.	Where do chickens live? Create a map of a farm using small world resources	Look at world maps. Find with increasing accuracy the UK and compare to climate of Jerusalem. It is hotter because it is closer to the equator.
History Past and Present (History within living memory)	Discuss the wood cutters job to help keep homes warm. How is the different to how we heat our homes?	In the past sewing and building machines was done by hands. Watch 'Maddie's do you know' episode on rucksacks to watch machines sew.	What is a cauldron? Compare to how we cook food today.	In the past Royal families built castles. Look at photos of different castles and compare to our homes today.	Discuss change over time.	Talk about Easter. What is Easter? Who celebrates Easter? Why do people celebrate Easter?

Design and Technology Creating with materials	Practising sewing to create a blanket for Grandma.	Explore using screwdrivers and hammers.	Exploring strengthening 3D structures using jelly sweets and cocktail sticks.	Design and make Rapunzel a new jewelled mirror.	Select and use suitable materials to make a daffodil	Bake hot cross buns.
Art and Design Creating with materials	Still life drawing of a vase of flowers using different media.	Moulding clay/salt dough to create a 3D boot or shoe	Design a fantasy house based on pictures from the story	Exploring textures and composition to make a dolly peg character	Select and use suitable materials to make a daffodil	Explore marbling with paint to make an Easter card.
Music Being imaginative and expressive	Listen to then learn some of the songs from the BBC schools website. Which song do you like? Why? Style? Tempo?	Link to week 4 Watch The Elves and Shoemaker on Cbeebies. Listen to the music. How does the music sound? How does it make you feel? What instruments can you hear? In groups compose own magical music and perform using instruments.	Learn a Hansel and Gretel song Add fingers to help us count up and down during the song and add instruments to keep a steady beat.	Recap week 2. Refine piece of music. Will you all play at the same time? Does your music have a beat? Is it going to be loud or quiet or a combination? Practise in small groups then perform to the whole class.	Listen to the first verse and chorus of the song 'Spring Chicken'. Split into 5 groups with each group singing 1 verse and the chorus.	Sing Easter action songs. Learn the song 'sleeping bunnies' using Makaton.
PE Gross Motor	Dance					
PSHE Jigsaw	Healthy Me: Exercising bodies, Physical activity, Healthy Food, Sleep, Keeping Clean and Safety.					
RE Emmanuel Project	Why do Christians put a cross in an Easter Garden?					